



WHERE THE
WORLD COMES
TO LEARN

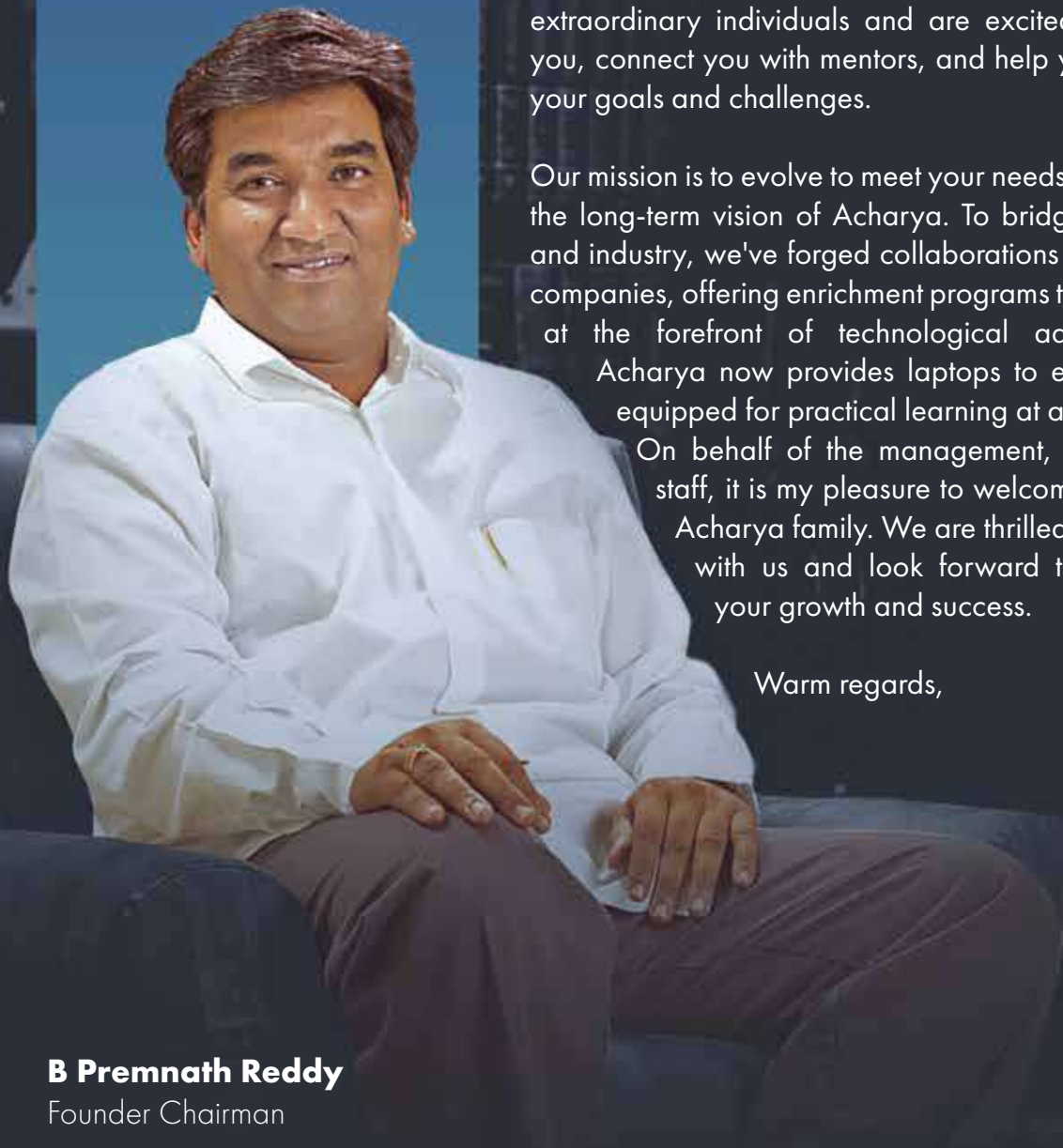
PRE ARRIVAL GUIDE

**ACHARYA & B M REDDY
COLLEGE OF PHARMACY**

2025-26



CHAIRMAN'S MESSAGE



B Premnath Reddy
Founder Chairman

Welcome to Acharya, where intellectual curiosity meets a vibrant, inclusive community. Here, you'll find a distinctive history rooted in open discourse, rigorous inquiry, and diverse perspectives. Whether you're joining us from India or abroad, we are committed to making your experience truly international and enriching.

As you step into this new chapter, know that you are becoming part of a community dedicated to making a real difference. We believe in the power of education to transform individuals and, through them, communities and the world. Acharya thrives on strong, meaningful relationships, and our faculty is deeply engaged in every aspect of campus life. We see our students as extraordinary individuals and are excited to support you, connect you with mentors, and help you navigate your goals and challenges.

Our mission is to evolve to meet your needs and support the long-term vision of Acharya. To bridge academia and industry, we've forged collaborations with leading companies, offering enrichment programs that keep you at the forefront of technological advancements. Acharya now provides laptops to ensure you're equipped for practical learning at all times.

On behalf of the management, faculty, and staff, it is my pleasure to welcome you to the Acharya family. We are thrilled to have you with us and look forward to witnessing your growth and success.

Warm regards,



1. Car Parking
2. Administration Block
3. Two Wheeler Parking
4. Polytechnic Block, Civil & Biotech. Engg.
5. Main Auditorium
6. Admissions Block [CPRD]
7. Cafeteria - OYA
8. Student Affairs
9. Cafeteria - Fusion Feast
10. Comp. Sci & Info. Sci. Engg.
11. Institute of Graduate Studies [AIGS]
12. School of Design [ASD]
13. Mech., AI&ML & AE Engg.
14. School of Architecture [ASA]
15. Maintenance Dept.
16. Food court
17. ECE, EEE, MT Engg. & MBA
18. Central Library
19. Cafeteria - Nescafe
20. Mini Football Court
21. Basketball Court
22. Gymnasium
23. Swimming pool
24. 10k Seater Stadium
25. Clock Tower
26. Allied Head Sci. Dept [AHS]

27. Pharmacy Dept.
28. Cafeterias- L7H Cafeteria
29. College of Nursing
30. School of Nursing
31. Optometry Clinic
32. Hostel - Boys
33. Hostel - Girls
34. Institute of Physiotherapy
35. Post office
36. Physiotherapy Clinic
37. Water Treatment Plant
38. Lake (Rain Water Harvest)
39. Green Forest

**120th Acre State-of-the-Art
Campus**



Scan for location

 www.acharya.ac.in

 +91 74066 44449


WELCOME TO ACHARYA COLLEGE OF PHARMACY!

We are thrilled to welcome you to our prestigious institution as you begin an exciting journey of academic and personal growth. This Pre-Arrival Guide has been carefully prepared to provide essential information and resources to help you navigate your early days at Acharya College of Pharmacy with confidence and ease.

The guide offers valuable insights into the diverse opportunities available. At Acharya, we provide excellent sports facilities, encourage institute-industry interaction, and promote alumni networking to support your smooth transition into campus life.

Please give special attention to the Induction Program, which is key to your success throughout the four-year journey. Your assigned proctor will be your primary contact for queries and support.

For your convenience and safety, the guide also includes details on hostel facilities, campus protocols, and emergency contacts.





ORIGINAL DOCUMENTS TO BE SUBMITTED IN PERSON

- Original Marks Card / Certificate of Grade X, XII or its equivalent (O-level / A-level for International students)(A duly attested English translation is needed if your Marks Card / Certificates are not in English)
- Transfer Certificate or School Leaving Certificate
- Student Character / Conduct Certificate
- Migration Certificate (Non-Karnataka Students & CBSE Students)
- Aadhaar Card (Indian students)
- Income & Caste Certificate (Indian students)
- 15 colour passport size photographs, with recent date to be mentioned.
(Size: 5x5cm or 3.5x4.5cm or 3.5x3.5cm)

Additionally, **International students** must submit the following:

- Letter of Sponsorship (for sponsored students)
- Bank Statement / Financial Guarantee
- Travel Insurance (from the country of origin)
- Passport copy – first and last page and Visa copy (with immigration stamped date page)

- **Note:**

All original documents must be carried along with three photocopies of each.

DOCUMENTS

ORIENTATION PROGRAM

Please prioritize the Orientation Program it's crucial for your success over the next four years. This induction offers essential insights, resources, and guidance to help you maximize your experience at Acharya School of Design.

PRE-ASSESSMENT

On the second day of the Orientation Program, a Pre-Assessment test will be conducted. This guide includes bridge course study materials to help you prepare. The Orientation Program will deliver the bridge course curriculum across various disciplines. After completing the bridge course, a Post-Assessment test will be held to evaluate students' abilities and offer suggestions for improvement.

BRIDGE COURSE

- Annually, a bridge course is conducted for newly admitted students before the first semester begins.
- Our Bridge course aims to facilitate a smooth transition into college life, providing a solid foundation for academic success.
- The primary objective is to bridge the gap between 12th-grade subjects and those they will encounter in their graduation studies.
- The syllabus is designed to provide fundamental knowledge of the subjects they will study throughout their graduation program.

OBJECTIVE

Courses are designed to boost the confidence of students and lay foundational skills and knowledge necessary for success in their chosen academic paths.

METHODOLOGY

Pre-Assessment test will be conducted on second day of the Orientation Program. The below mentioned study materials can be referred for attempting pre assessment test. During the Orientation Program, the bridge course curriculum is delivered to the students in various disciplines. A post bridge course test is conducted after the completions of bridge course syllabus to assess the ability of student's suggestions and provide improvisation.



IMPORTANT DATES

Class Commencement	Last Date To Submit Original Documents	Last Date To Pay First Year /Sem Fee Without Penalty	Last Date To Pre Book Hostel	Hostel Allotment Start Date	Hostel Allotment End Date
28 th Aug 2025	26 th Aug 2025	As per the offer letter	3 rd Aug 2025	26 th Aug 2025	3 rd Sep 2025

International students are required to report two days prior to the start of classes

ANTI – RAGGING COMMITTEE

The Acharya campus maintains a zero-tolerance policy towards ragging, ensuring a safe and nurturing environment free from any instances of such behaviour. To uphold this commitment, it has established an Anti-Ragging Committee tasked with monitoring and preventing any instances of ragging within the campus premises. To report any instances of ragging, please call

Anti Ragging Hotline : +91 9945 72 7317

AMENITIES

Acharya campus boasts a wide range of clubs and top-notch amenities to enrich student life. From arts and sports to technology and cultural activities, our clubs offer numerous opportunities for personal growth. The campus features state-of-the-art sports facilities, well-stocked libraries, modern cafeterias, and comfortable study spaces, ensuring a dynamic and supportive environment for all students.

10+ ENGAGING CLUBS

- Art
- Music
- Literature
- Film Forum
- Moto Sport
- Photography
- Nature Watch
- Dance & Drama



ACHARYA STUDENT ERP

User Name : AUID (Acharya Unique Identification)

Password : 123456

Use this platform to stay updated on timetables, attendance, assessments, and fee payments.

The portal is your single access point for tracking growth at Acharya, available to every parent.

For technical issues with the portal before joining, contact the ERP Helpline: +91 63648 83311 (WhatsApp only)

After classes begin, students can contact their proctor for assistance through their Acharya Email and Acharya ERP



ACHARYA LIVE

Acharya Live is the LMS platform on which online classes will be conducted for the students. This in-house developed application has been tailor-made to meet your academic needs.

The portal also hosts lesson notes and recorded sessions from teachers. This enables students to login & access related information.

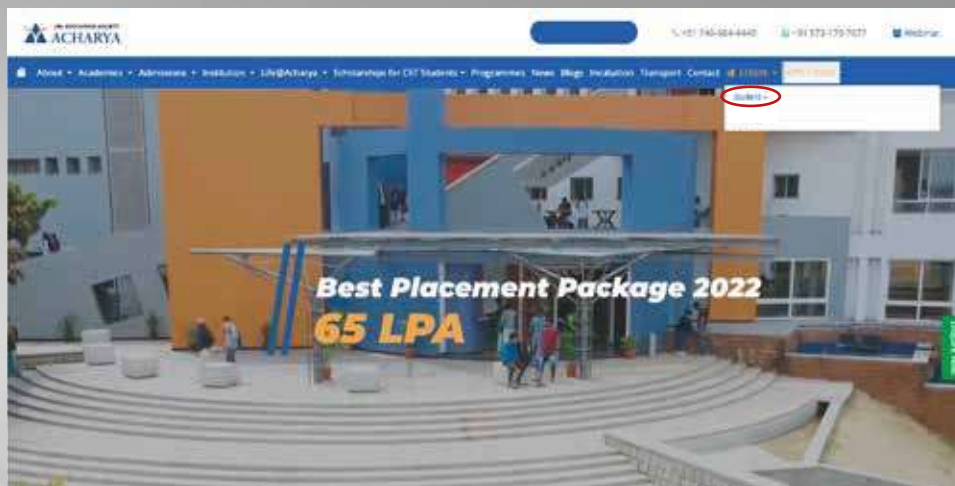


ACHARYA ERP WEB LOGIN PROCESS

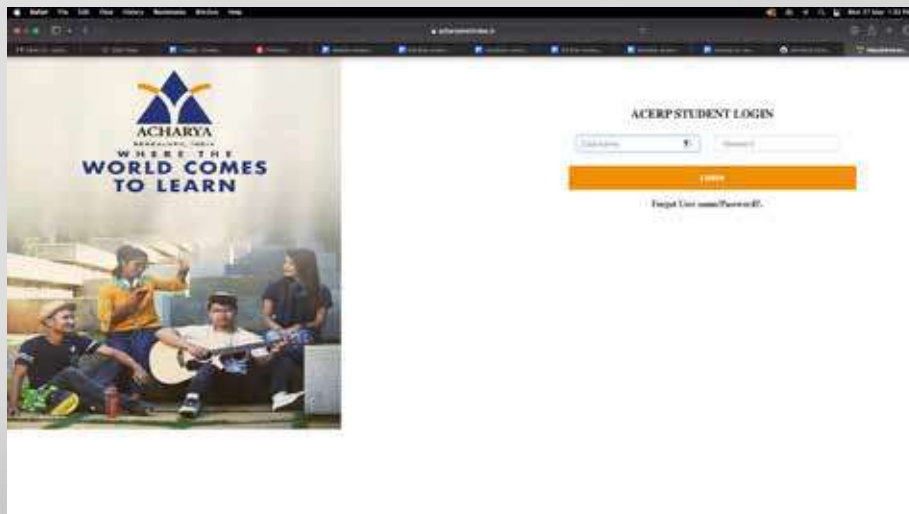
ACHARYA ERP

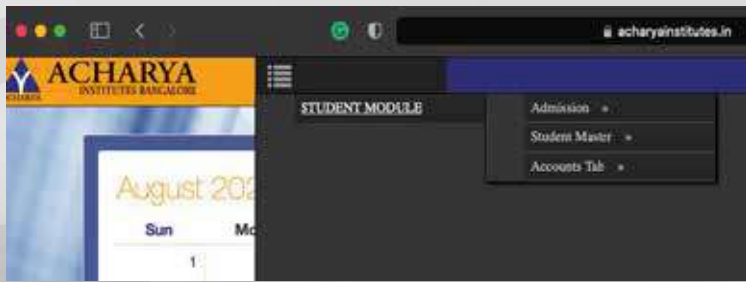


STEP : 1 Visit www.acharya.ac.in & select **student login**

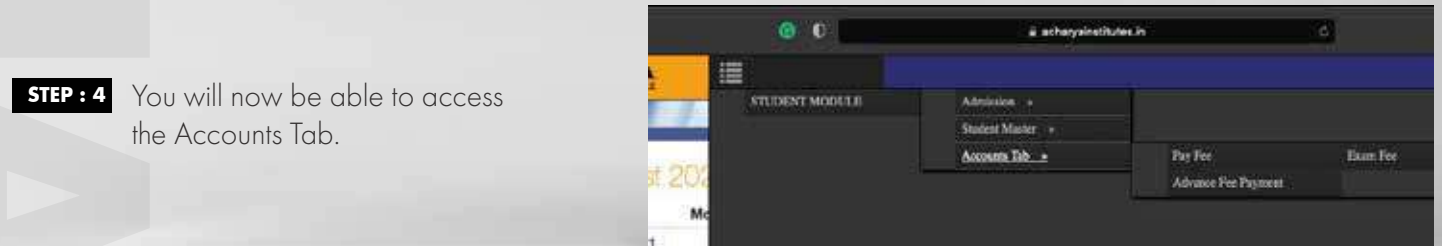


STEP : 2 User Name : AUID
Password : 123456





STEP : 3 Once logged in, you can access the student module.



STEP : 4 You will now be able to access the Accounts Tab.

 A screenshot of a payment gateway form for Acharya Institute. The form includes fields for:

- ACHARYA logo
- Student Name: DIVYA TESTING
- Year / Sem: 1 / 2
- Admission Number: A/T209EBTD04
- Email: divyat.20.bbit@acharya.ac.in
- Mobile Number: 232776
- Payment History button
- Pay Now and Back buttons
- Contact information: For any queries please mail / contact us: accounts@acharya.ac.in / 8364883311

Fee Payable		
Year / Sem	Amount	TFM
1	225996	6780
Total	232776	

STEP : 5 You will now be able to access payment invoice and the button to initiate payment.

 A screenshot of the payment gateway interface. It shows the user's profile (9876543210, divyat.20.sebt@acharya.ac.in) and the 'Payment Options - Cards (Credit/Debit)' section. The 'Cards' option is selected, showing fields for 'Credit / Debit Card Number', 'Expiry (MM/YY)', and 'Name on Card'. A 'Pay Now' button is visible. The footer shows logos for Visa, MasterCard, and PayU.

STEP : 6 Upon reaching the Payment Gateway, you may choose the mode of payment and initiate payment



ACHARYA ERP MOBILE APP PROCESS

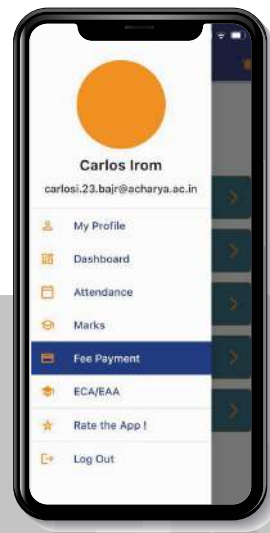
STEP : 1



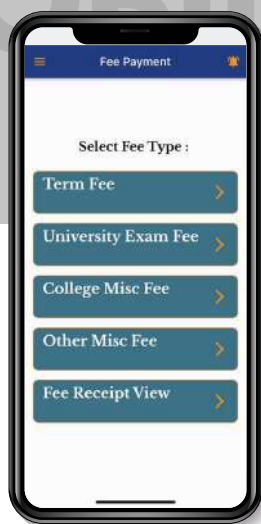
STEP : 2



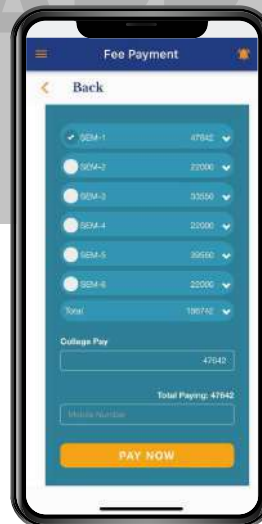
STEP : 3



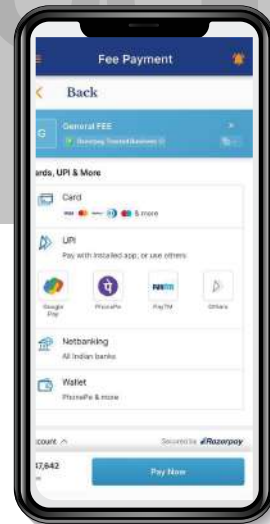
STEP : 4



STEP : 5



STEP : 6



SETTING UP MAIL ID

Open any browser

Login with your student email-id (mentioned in your provisional admissions letter)

Follow on-screen instructions

1st time – always use a PC / Desktop (avoid mobile)

Both <http://m.acharya.ac.in> and <http://gmail.com> can be used to login



STEP : 1

Enter your email-id -

newstudent@acharya.ac.in

Click Next



STEP : 2

Enter your default password

(as in provisional admission letter).

This is case sensitive.

Click Next



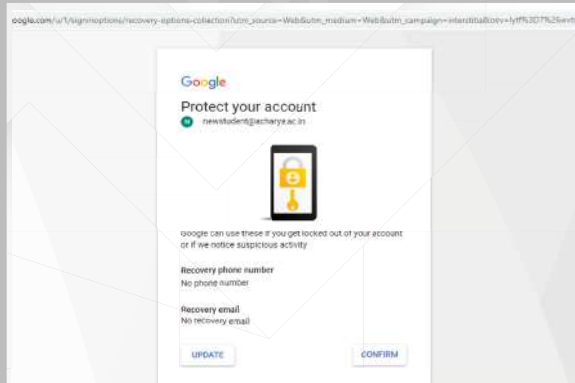
STEP : 3

Read & Accept Acharya - Terms of Service



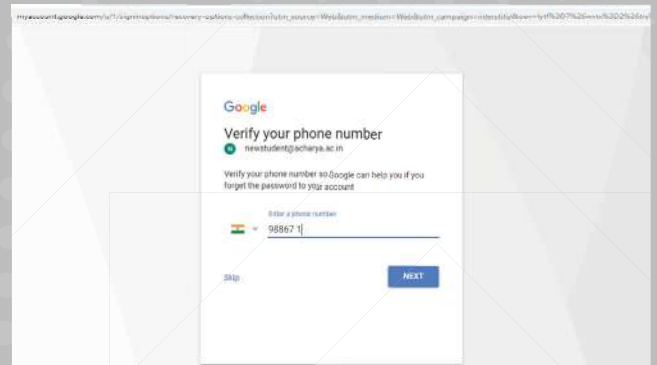
STEP : 4

Enter your mobile number and a secondary email.
(For recovery in case you forget the credentials).



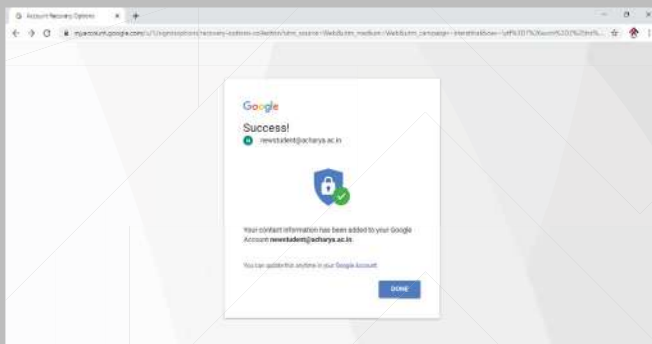
STEP : 5

Enter OTP it to complete phone registration.



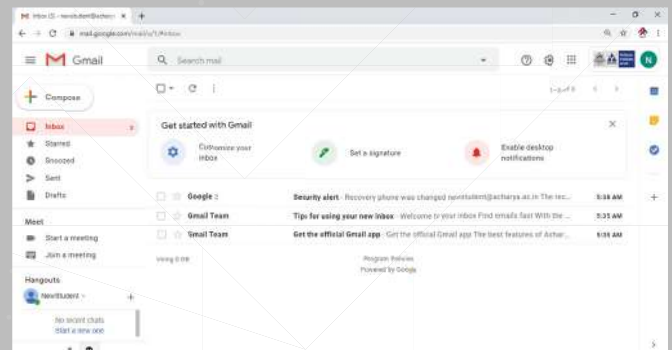
STEP : 6

Email activation successful.



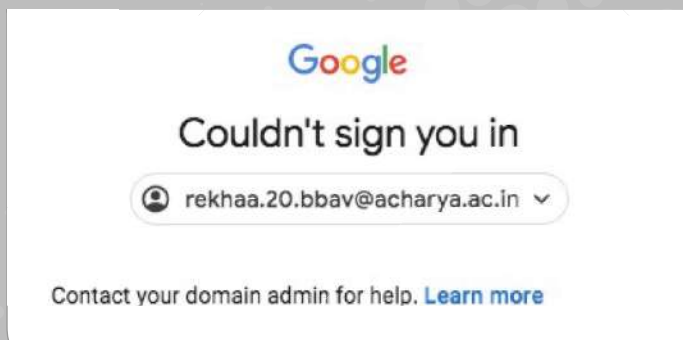
STEP : 7

Inbox image & Acharya logo would be visible on top right. Note that this will be the only source of communication with the institute.



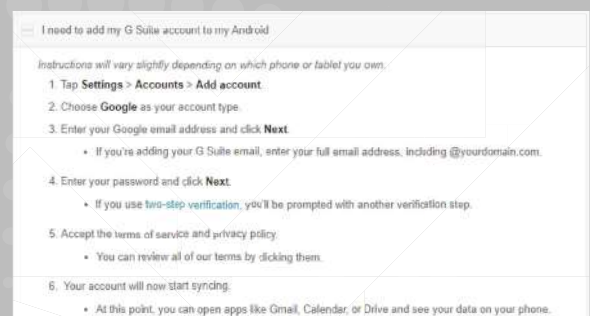
STEP : 8

Warning! This happens if you try to configure email before logging through desktop. Connect with your proctor to resolve.



STEP : 9

After your 1st login on a browser (PC / Laptop), you can configure in your android devices:



COMMITTEE COORDINATORS

CULTURAL COORDINATOR

Ms. Payel Pramanick

payelpramanick@acharya.ac.in

Mrs. Nageena Taj

nageenataj@acharya.ac.in

ANTI – RAGGING COMMITTEE

Dr. Surendra V

surendrav@acharya.ac.in

Dr. Rajesh R

rajeshr@acharya.ac.in

ACADEMIC COORDINATOR

Dr. Ambujakshi H R

ambujakshi@acharya.ac.in

SPORTS COORDINATOR

Dr. Ranjith Muniswamy

ranjithmuniswamy@acharya.ac.in

EXAMINATION COORDINATOR

Dr. Uday Raj Sharma

udayraj@acharya.ac.in

CHIEF PROCTOR

Dr. Ambujakshi H R

ambujakshi@acharya.ac.in

Dr. Joysa Ruby J

joysarubyj@acharya.ac.in

OFFICE ADMIN

Mrs. Pushpalatha B M

pushpalatha@acharya.ac.in

LIBRARIAN

Mrs. Lakshamma

lakshamma1@acharya.ac.in





ACHARYA
HALL OF RESIDENCE

**Hostel
Fees AY' 25**



DOMESTIC

Sharing Basis	Costings in Rupees per Annum		Inclusions
Quadruple	CAT A	CAT B	Food , Complimentary Laundry, Attached Bath, House-keeping,Curtains Study Table & Chair
	Rs.1,00,000	Rs.90,000	
Triple	Rs.1,40,000	Rs.1,30,000	
Twin	Rs.2,30,000		
Single	Rs.3,05,000		

INTERNATIONAL

Sharing Basis		Costings in USD		Inclusions
Triple	CAT A	CAT B	Food , Complimentary Laundry, Attached Bath, House-keeping,Curtains, Study Table & Chair	
	2000	1950		
	Costings in USD			
Single	3900			
Twin	2450			
Twin with Kitchenette (refridgerator, Induction stove, Microvave, Water purifier	2450		Attached Bath, House-keeping, Curtains, Study Table & Chair	

SEPARATE HOSTELS FOR BOYS & GIRLS

24x7 Equipped with Wi-Fi,
Housekeeping,
Maintenance & Security

PRE BOOKING PROCESS

- Contact at +91 76187 75959 or email hostelmanager@acharya.ac.in to submit your request

MORE INFO

+91 76187 35959
+91 76187 45959

MEDICAL FACILITIES NEAR THE CAMPUS

1. ACHARYA PHYSIOTHERAPY CLINIC & ACHARYA OPTOMETRY CLINIC

Address: On campus

2. N R R HOSPITAL

Jalahalli West, Bengaluru

Phone: 080 2837 4116

[Click to locate](#)

3. SAPTHAGIRI HOSPITAL

Chikkabanavara, Bengaluru

Phone: 080 2839 3392

[Click to locate](#)

4. PRAKRIYA HOSPITALS

Nagasandra, Bengaluru

Phone: +91 95137 33334

[Click to locate](#)

5. PEOPLE TREE HOSPITALS

Yeswanthpur, Bengaluru

Phone: +91 99000 91881

[Click to locate](#)



AIRPORT PICKUP FOR INTERNATIONAL STUDENTS

Airport pickup is available for first-time students. To use this service, email the following details to international@acharya.ac.in at least one week before departure:

Name
Country of Origin
Course Joined
Date of Arrival at Bangalore Airport
Flight Name and Number
ETA in Bangalore

Include a copy of your itinerary. Our representative will be at the airport with an Acharya placard. For assistance, contact +91 97317 79233.

Note: Requests must be received at least one week before departure. Students should arrive two days before Commencement of classes



HOW TO REACH ACHARYA?

FOR ACHARYA LOCATION

[Click here](#)

– By Air

Kempegowda International Airport, Bengaluru

- Distance: About 35 km
- Cab Service: Yes
- Bus Service: Alight at Mekhri Circle, Board bus: 253C / 250J / 250W & Alight at Chikkabanavara Terminal, Board 250ZA to Acharya Campus

– By Rail

Yeshwantpur Junction – About 10 km

- Cab Service: Yes
- Bus Service: Yes
- Metro Service: Board from Yeshwantpur & Alight at Nagasandra Metro Station

Cantonment Station About 18 kms

- Cab Service – Yes
- Bus Service – Board 253C / 250J / 250W & alight at Chikbanavara Terminal Board 250Za to Campus.

KSR Bengaluru City Station About 20 kms

- Cab Service – Yes
- Bus Service – Platform No. 23. To Campus: 250Za / 250Y / 250Z
- Metro Service – Board from Majestic & alight at Nagasandra Metro Station

– By Bus

City Bus Stand (Majestic)

- Cab Service – Yes
- Bus Service – Platform No. 23. To Campus: 250Za / 250Y / 250Z
- Metro Service – Board from Majestic & alight at Nagasandra Metro Station

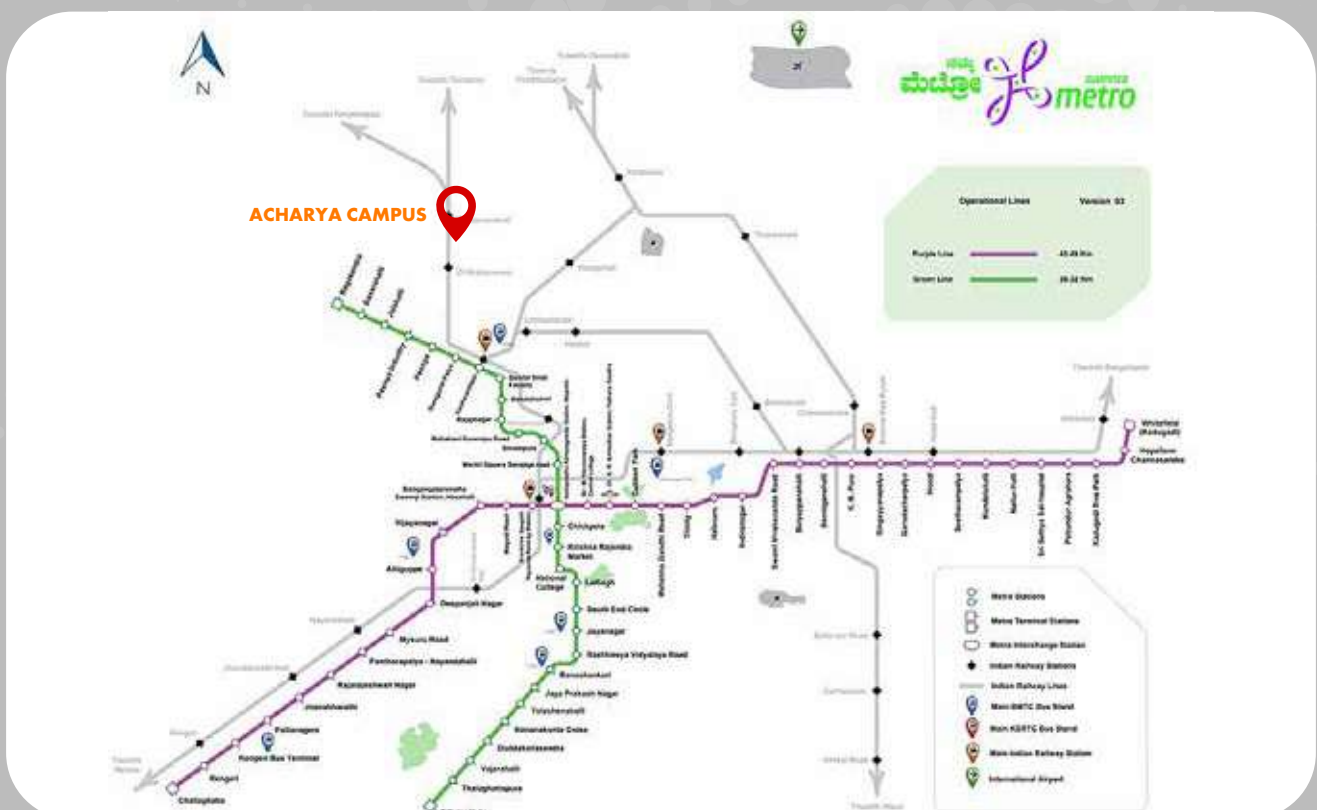
Kalasipalayam (Pvt. Bus Stand)

- Cab Service – Yes
- Bus Service – Yes
- Metro Service – Board from KR Market & alight at Nagasandra Metro Station

– Metro Stations Nearby

- Nagasandra
- Dasarahalli

Bangalore city is well-connected by metro rail. Refer to the route map below.



Bengaluru

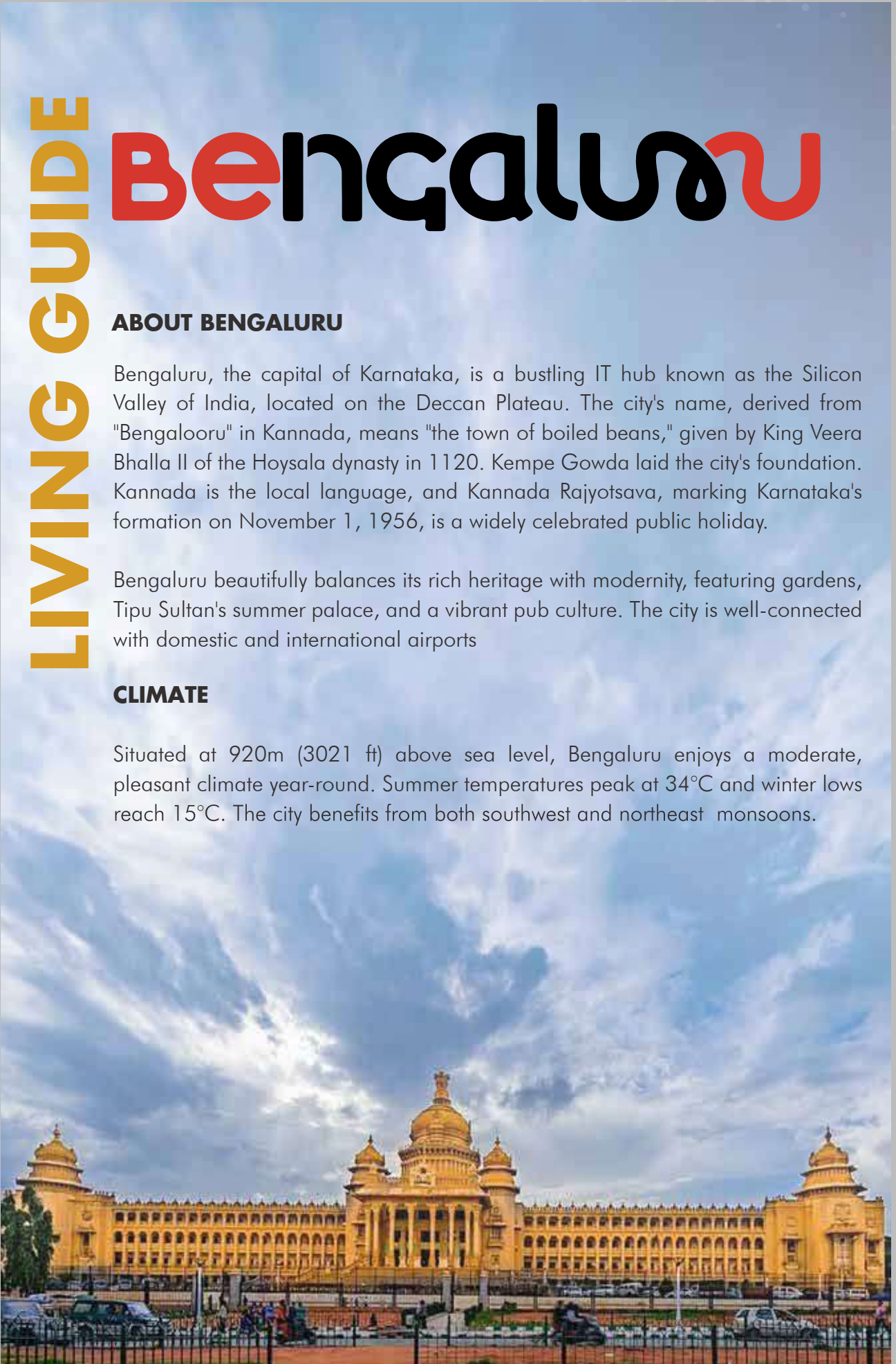
ABOUT BENGALURU

Bengaluru, the capital of Karnataka, is a bustling IT hub known as the Silicon Valley of India, located on the Deccan Plateau. The city's name, derived from "Bengalooru" in Kannada, means "the town of boiled beans," given by King Veera Bhalla II of the Hoysala dynasty in 1120. Kempe Gowda laid the city's foundation. Kannada is the local language, and Kannada Rajyotsava, marking Karnataka's formation on November 1, 1956, is a widely celebrated public holiday.

Bengaluru beautifully balances its rich heritage with modernity, featuring gardens, Tipu Sultan's summer palace, and a vibrant pub culture. The city is well-connected with domestic and international airports

CLIMATE

Situated at 920m (3021 ft) above sea level, Bengaluru enjoys a moderate, pleasant climate year-round. Summer temperatures peak at 34°C and winter lows reach 15°C. The city benefits from both southwest and northeast monsoons.



LANDMARK PLACES TO SEE IN BENGALURU

Bangalore Palace

Resembling England's Windsor Castle, this majestic palace is a scenic tourist hotspot set amidst lush greenery.

Lal Bagh

Spread over 240 acres, this famous botanical garden was built in the 18th century by Hyder Ali and Tipu Sultan. It houses rare flora and fauna, a lake, and a glasshouse.

Vidhan Soudha

An imposing 46-meter-tall building with Dravidian architecture, comprising 300 rooms and 22 government departments. It is one of the largest legislative buildings in India.

Attara Kacheri (High Court)

This elegant two-story building, meaning "eighteen offices," faces Vidhan Soudha. Nearby attractions include Cubbon Park, Vishveshwaraya Museum of Science and Technology, and Venkatappa Art Gallery.

Cubbon Park

Covering 300 acres, this park showcases over 6,000 species of trees and plants, famous statues, and well-planned avenues. It's a haven for nature lovers and those interested in the park's landscaping and architecture.

Bannerghatta National Park

Located in the valley of Champakadhama hills, this park is a natural zoological reserve that includes a zoo, safari, butterfly park, and rescue center. It promotes wildlife conservation and responsible tourism, providing animals with a harmonious natural habitat.



St. Mark's Cathedral

Founded in 1808 and consecrated in 1816, St. Mark's Cathedral on M.G. Road features colonial architecture with a beautiful dome, Roman arches, delicate woodwork, carvings, and stained glass. Modeled after St. Paul's Cathedral, it is a historic gem.

Bull Temple

Dodda Basavana Gudi, devoted to Nandi Bull, was built in the 16th century in Dravidian style. It houses one of the largest Nandi idols, standing 15 feet tall and 20 feet long. The temple was built to appease a bull that destroyed crops, leading to the annual Groundnut Fair (Kadalekai Parase).

Dodda Ganesha Temple

Located next to Bull Temple, this temple features an 18-foot tall and 16-foot wide Ganesha idol. Known for its "Benne Alankara," where the idol is coated with over 100 kg of butter, it attracts many devotees from across Bengaluru.

ISKCON Sri Radha Krishnachandra Temple

Located in Bengaluru, this temple houses idols of Radha and Krishna and is one of the largest ISKCON temples worldwide. Inaugurated in 1997, it promotes Vedic culture and spiritual learning, attracting visitors globally for a peaceful experience.

Jawaharlal Nehru Planetarium

The Jawaharlal Nehru Planetarium, managed by the Bengaluru Association for Science Education (BASE), features a 15-meter dome with a seating capacity of 210. It offers a unique experience with 200 projectors simulating the night sky. The centre focuses on quality science education and nurturing creative talents for research and teaching careers.

National Gallery of Modern Art

Housed in the grand Manikyavelu Mansion on Palace Road, the National Gallery of Modern Art showcases 150 years of Indian art, starting from 1857. This modern museum features a refurbished auditorium, open-air theatre, library, cafeteria, museum shop, and art storage, making it a cultural treasure in Bengaluru.



Bengaluru, the capital of Karnataka, is a vibrant IT hub known as the Silicon Valley of India, located on the Deccan Plateau. Kannada is the local language, with Hindi and English commonly spoken. Useful Kannada words are enlisted below.

KANNADA GUIDE	
What do I want to say?	How do I say it in Kannada?
I	Naanu
He	Avanu
She	Avalu
It	Adu
This	Idu
That	Adu
My name is Divya	Nanna Hesaru Divya
Hello	Namaskaara
Thank you	Dhanyavaadagalu
Thank you very much	Thumba Dhanyavaadagalu
Goodbye	Hogi Baruthene
How are you?	Neevu Hegidheera?
Very well, thank you	Chennagidhene, Dhanyavaadagalu
Welcome	Susvaagatha
I love Bengaluru	Naanu Bengalurannu Preethisuthene
Bengaluru is beautiful	Bengaluru Sundaravaagidhe
Good morning	Shubhodaya
Good night	Shubharaatri
What is your name?	Nimma Hesarenu?
How do I go there?	Allige Naanu Hege Hoguvudu?
How much is this?	Idhu Yeshtu?

IMMEDIATE ASSISTANCE CONTACT

ADMISSION HELP DESK

Domestic: +91 74066 44449
admissions@acharya.ac.in
International: +91 97317 79233
international@acharya.ac.in
Extension Number: 2222

HOSTEL HELP DESK

+91 76187 75959
hostelmanager@acharya.ac.in

STUDENT AFFAIRS

+91 94498 90035
culturals@acharya.ac.in

TRANSPORT DEPARTMENT

Extension Number: 1025

SPORTS

+91 81510 53317

GYMNASIUM

+91 96062 01347

INCUBATION

Extension Number: 1031
incubation@acharya.ac.in

COLLABORATION

Extension Number: 2197
Email: collaborations@acharya.ac.in

IT HELP DESK

Extension Number: 2115/2122

TRAINING

Extension Number: 2410
training@acharya.ac.in

PLACEMENT

Extension Number: 2239 / 2243
placements@acharya.ac.in

RESEARCH

research@acharya.ac.in

CHIEF PROCTOR

ambujakshi@acharya.ac.in
joysarubji@acharya.ac.in

ALUMNI ASSOCIATION

Extension Number: 1002
alumni@acharya.ac.in

MEDICAL FACILITY

Ms. Shahida Bano: +91 88250 49778

ERP HELPLINE NUMBER

+91 63648 83311 (whatsapp only)
erphelpdesk@acharya.ac.in

PHYSIOTHERAPY CLINIC OPTOMETRY CLINIC

Extension Number: 2547

PSYCHOLOGIST

+91 81230 84790
studentcounsellor@acharya.ac.in





Acharya Dr. Sarvepalli Radhakrishnan Road, Soladevanahalli, Acharya P.O., Bengaluru - 560 107, India

Call : +91 74066 44449 | Whatsapp: +91 97317 97677 | International: +91 97317 79233

E-mail: admissions@acharya.ac.in | info@acharya.ac.in | web: www.acharya.ac.in