



WHERE THE  
WORLD COMES  
TO LEARN

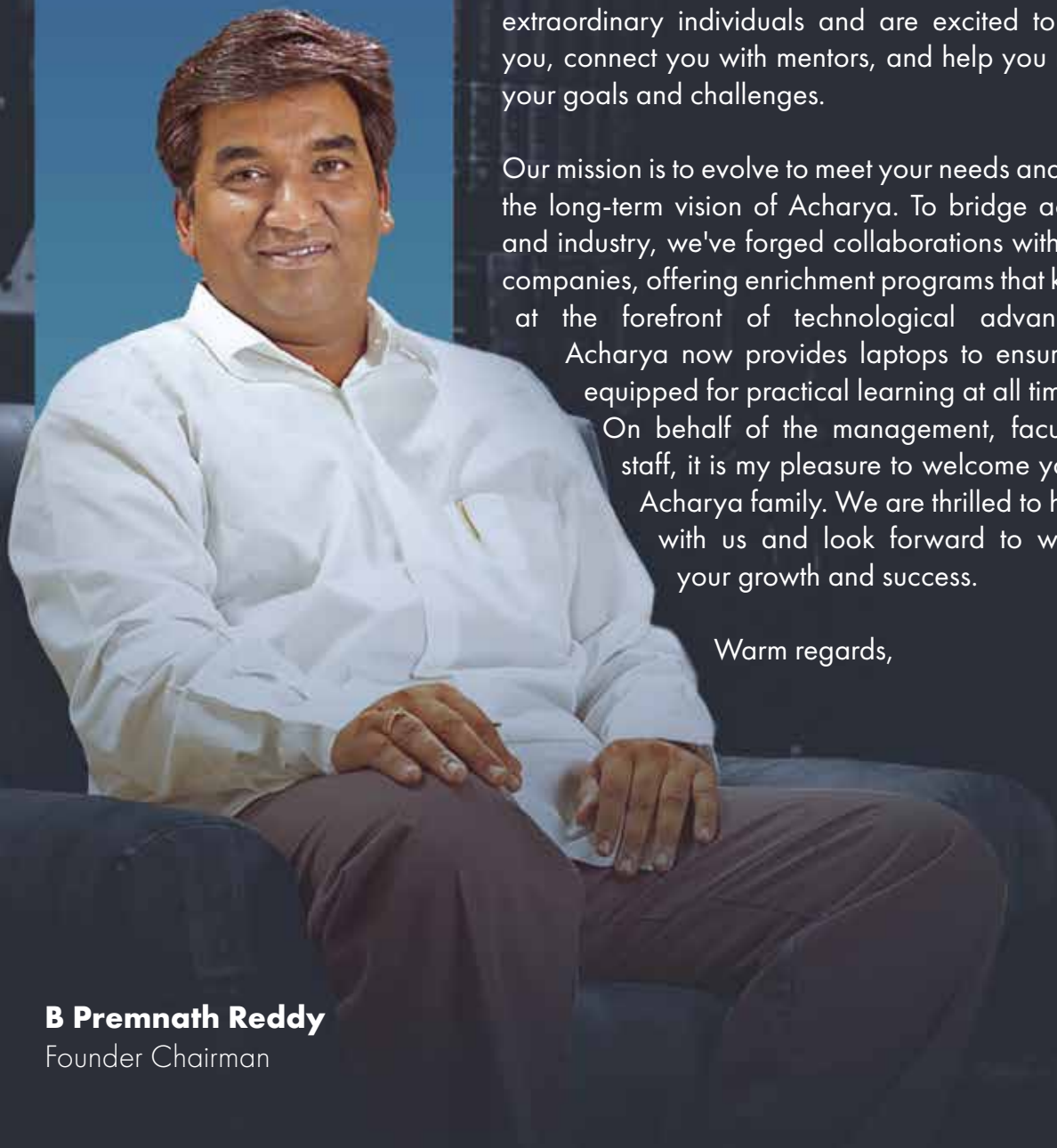
# PRE ARRIVAL GUIDE

ACHARYA INSTITUTE  
OF GRADUATE STUDIES

2025-26



## CHAIRMAN'S MESSAGE



**B Premnath Reddy**  
Founder Chairman

Welcome to Acharya, where intellectual curiosity meets a vibrant, inclusive community. Here, you'll find a distinctive history rooted in open discourse, rigorous inquiry, and diverse perspectives. Whether you're joining us from India or abroad, we are committed to making your experience truly international and enriching.

As you step into this new chapter, know that you are becoming part of a community dedicated to making a real difference. We believe in the power of education to transform individuals and, through them, communities and the world. Acharya thrives on strong, meaningful relationships, and our faculty is deeply engaged in every aspect of campus life. We see our students as extraordinary individuals and are excited to support you, connect you with mentors, and help you navigate your goals and challenges.

Our mission is to evolve to meet your needs and support the long-term vision of Acharya. To bridge academia and industry, we've forged collaborations with leading companies, offering enrichment programs that keep you at the forefront of technological advancements. Acharya now provides laptops to ensure you're equipped for practical learning at all times.

On behalf of the management, faculty, and staff, it is my pleasure to welcome you to the Acharya family. We are thrilled to have you with us and look forward to witnessing your growth and success.

Warm regards,





1. Car Parking
2. Administration Block
3. Two Wheeler Parking
4. Polytechnic Block, Civil & Biotech. Engg.
5. Main Auditorium
6. Admissions Block [CPRD]
7. Cafeteria - OYA
8. Student Affairs
9. Cafeteria - Fusion Feast
10. Comp. Sci & Info. Sci. Engg.
11. Institute of Graduate Studies [AIGS]
12. School of Design [ASD]
13. Mech., AI&ML & AE Engg.
14. School of Architecture [ASA]
15. Maintenance Dept.
16. Food court
17. ECE, EEE, MT Engg. & MBA
18. Central Library
19. Cafeteria - Nescafe
20. Mini Football Court
21. Basketball Court
22. Gymnasium
23. Swimming pool
24. 10k Seater Stadium
25. Clock Tower
26. Allied Head Sci. Dept [AHS]

27. Pharmacy Dept.
28. Cafeterias- L7H Cafeteria
29. College of Nursing
30. School of Nursing
31. Optometry Clinic
32. Hostel - Boys
33. Hostel - Girls
34. Institute of Physiotherapy
35. Post office
36. Physiotherapy Clinic
37. Water Treatment Plant
38. Lake (Rain Water Harvest)
39. Green Forest

## 12<sup>th</sup> Acre State-of-the-Art Campus



Scan for location

 [www.acharya.ac.in](http://www.acharya.ac.in)

 +91 74066 44449

## **WELCOME TO ACHARYA INSTITUTE OF GRADUATE STUDIES !**

We are thrilled to welcome you to our prestigious institution as you begin an exciting journey of academic and personal growth. This Pre-Arrival Guide has been carefully prepared to provide essential information and resources to help you navigate your early days here with confidence and ease.

The guide offers valuable insights into the diverse opportunities available. At Acharya, we provide excellent sports facilities, encourage institute-industry interaction, and promote alumni networking to support your smooth transition into campus life.

Please give special attention to the Induction Program, which is key to your success throughout the four-year journey. Your assigned proctor will be your primary contact for queries and support.

For your convenience and safety, the guide also includes details on hostel facilities, campus protocols, and emergency contacts.





## ORIGINAL DOCUMENTS TO BE SUBMITTED IN PERSON

- Original Marks Card / Certificate of Grade X, XII or its equivalent (O-level / A-level for International students)(A duly attested English translation is needed if your Marks Card / Certificates are not in English)
- Transfer Certificate or School Leaving Certificate
- Student Character / Conduct Certificate
- Migration Certificate (Non-Karnataka Students & CBSE Students)
- Aadhaar Card (Indian students)
- Income & Caste Certificate (Indian students)
- 15 colour passport size photographs, with recent date to be mentioned.  
(Size: 5x5cm or 3.5x4.5cm or 3.5x3.5cm)

Additionally, **International students** must submit the following:

- Letter of Sponsorship (for sponsored students)
- Bank Statement / Financial Guarantee
- Travel Insurance (from the country of origin)
- Passport copy – first and last page and Visa copy (with immigration stamped date page)

- **Note:**

All original documents must be carried along with three photocopies of each.



## **ORIENTATION PROGRAM**

Please prioritize the Orientation Program; it's crucial for your success over the next three years. This induction offers essential insights, resources, and guidance to help you maximize your experience at Acharya Institute of Graduate Studies.

## **PRE-ASSESSMENT**

On the second day of the Orientation Program, a Pre-Assessment test will be conducted. The Orientation Program will deliver the bridge course curriculum across various disciplines. After completing the bridge course, a Post-Assessment test will be held to evaluate students' abilities and offer suggestions for improvement.

## **BRIDGE COURSE – A stepping stone to your academic journey.**

- Annually, a bridge course is conducted for newly admitted students before the first semester begins.
- Our Bridge course aims to facilitate a smooth transition into college life, providing a solid foundation for academic success.
- The primary objective is to bridge the gap between 12th-grade subjects and those they will encounter in their graduation studies.
- The syllabus is designed to provide fundamental knowledge of the subjects they will study throughout their graduation program.

## **OBJECTIVE**

Courses are designed to boost the confidence of students and lay foundational skills and knowledge necessary for success in their chosen academic paths.

## **METHODOLOGY**

Pre-Assessment test will be conducted on the second day of the Orientation Program. During the Orientation Program, the bridge course curriculum is delivered to the students in various disciplines. A post-bridge course test is conducted after the completion of the bridge course syllabus to assess the ability of students' suggestions and provide improvisation.



## IMPORTANT DATES

| Class Commencement        | Last Date To Submit Original Documents | Last Date To Pay First Year /Sem Fee Without Penalty | Last Date To Pre Book Hostel | Hostel Allotment Start Date | Hostel Allotment End Date |
|---------------------------|--|--|------------------------------|-----------------------------|---------------------------|
| 10 <sup>th</sup> Jul 2025 | 8 <sup>th</sup> Jul 2025               | As per the offer letter                              | 25 <sup>th</sup> Jun 2025    | 8 <sup>th</sup> Jul 2025    | 17 <sup>th</sup> Jul 2025 |

International students are required to report two days prior to the start of classes

## ANTI – RAGGING COMMITTEE

The Acharya campus maintains a zero-tolerance policy towards ragging, ensuring a safe and nurturing environment free from any instances of such behaviour. To uphold this commitment, it has established an Anti-Ragging Committee tasked with monitoring and preventing any instances of ragging within the campus premises. To report any instances of ragging, please call

**Anti Ragging Hotline : +91 9945 72 7317**

## AMENITIES

Acharya campus boasts a wide range of clubs and top-notch amenities to enrich student life. From arts and sports to technology and cultural activities, our clubs offer numerous opportunities for personal growth. The campus features state-of-the-art sports facilities, well-stocked libraries, modern cafeterias, and comfortable study spaces, ensuring a dynamic and supportive environment for all students.

## 10+ ENGAGING CLUBS

- Art
- Music
- Literature
- Film Forum
- Moto Sport
- Photography
- Nature Watch
- Dance & Drama



## REPORTING SCHEDULE

| Program Name                 | AUID                          | Reporting Date     | Reporting Time      | Counter No.         |   |
|------------------------------|-------------------------------|--------------------|---------------------|---------------------|---|
| BBA                          | AGS24BANL001 To AGS24BANL026  | Aug 7th            | 9.00 am - 12.30 pm  | 3                   |   |
|                              | AGS24ABBA003 To AGS24ABBA021  |                    |                     | 4                   |   |
|                              | AGS24BANL027 To AGS24BANL051  |                    | 1.30 PM TO 5.00 PM  | 3                   |   |
|                              | AGS24ABBA022 To AGS24ABBA036  |                    |                     | 4                   |   |
|                              | AGS24ABBA037 To AGS24ABBA051  |                    | Aug 8th             | 9.00 AM TO 12.30 PM | 3 |
|                              | AGS24ABBA052 To AGS24ABBA066  |                    |                     | 4                   |   |
|                              | AGS24ABBA067 To AGS24ABBA096  | 1.30 PM TO 5.00 PM |                     | 3                   |   |
|                              | AGS24ABBA067 To AGS24ABBA096  |                    |                     | 4                   |   |
|                              | AGS24ABBA097 To AGS24ABBA141  | 1.30 PM TO 5.00 PM |                     | 3                   |   |
|                              | AGS24DIGM001 To AGS24DIGM0020 |                    |                     | 4                   |   |
|                              | AGS24ABBA097 To AGS24ABBA141  | Aug 7th            | 9.00 AM TO 12.30 PM | 5                   |   |
|                              | AGS24DIGM022 To AGS24DIGM0042 |                    | 1.30 PM TO 5.00 PM  |                     |   |
| AGS24BBAV001 To AGS24BBAV030 | 9.00 AM TO 12.30 PM           |                    |                     |                     |   |
| AGS24BBAV031 To AGS24BBAV062 | 1.30 PM TO 5.00 PM            |                    |                     |                     |   |
| BBA - Aviation               | AGS24BBAV063 To AGS24BBAV093  | Aug 8th            | 9.00 AM TO 12.30 PM | 5                   |   |
|                              | AGS24BBAV094 To AGS24BBAV131  | 1.30 PM TO 5.00 PM |                     |                     |   |
| B.A                          | AGS24BACR001 To AGS24BACR027  | Aug 7th            | 9.00 AM TO 12.30 PM | 5                   |   |
|                              | AGS24BACR028 To AGS24BACR054  |                    | 1.30 PM TO 5.00 PM  |                     |   |
|                              | AGS24BAJR001 To AGS24BACR024  | Aug 8th            | 9.00 AM TO 12.30 PM |                     |   |
| BCA                          | AGS24ABCA001 To AGS24ABCA027  | Aug 7th            | 9.00 AM TO 12.30 PM | 1                   |   |
|                              | AGS24BCDS001 To AGS24BCDS025  |                    |                     | 2                   |   |
|                              | AGS24CBCC001 To AGS24CBCC012  |                    |                     |                     |   |
|                              | AGS24ABCA028 To AGS24ABCA052  |                    |                     |                     |   |
|                              | AGS24BCDS026 To AGS24BCDS050  |                    | 1.30 PM TO 5.00 PM  |                     | 1 |
|                              | AGS24CBCC013 To AGS24CBCC022  |                    |                     | 2                   |   |
|                              | AGS24ABCA053 To AGS24ABCA077  |                    |                     |                     |   |
|                              | AGS24BCDS051 To AGS24BCDS075  |                    |                     |                     |   |
|                              | AGS24CBCC023 To AGS24CBCC032  |                    |                     |                     |   |
|                              | AGS24ABCA078 To AGS24ABCA102  |                    |                     |                     |   |
|                              | AGS24BCDS076 To AGS24BCDS100  |                    |                     |                     |   |
|                              | AGS24BCDS176 To AGS24BCDS219  |                    |                     |                     |   |
|                              | AGS24ABCA103 To AGS24ABCA127  | Aug 8th            | 9.00 AM TO 12.30 PM | 1                   |   |
|                              | AGS24BCDS101 To AGS24BCDS125  |                    |                     | 2                   |   |
|                              | AGS24CBCC043 To AGS24CBCC052  |                    |                     |                     |   |
|                              | AGS24ABCA128 To AGS24ABCA152  |                    |                     |                     |   |
|                              | AGS24BCDS126 To AGS24BCDS150  |                    | 1.30 PM TO 5.00 PM  | 1                   |   |
|                              | AGS24CBCC053 To AGS24CBCC062  |                    |                     | 2                   |   |
|                              | AGS24ABCA153 To AGS24ABCA179  |                    |                     |                     |   |
|                              | AGS24BCDS151 To AGS24BCDS175  |                    |                     |                     |   |
|                              | AGS24CBCC063 To AGS24CBCC072  |                    |                     |                     |   |
|                              | AGS24ABCA180 To AGS24ABCA197  |                    |                     |                     |   |
|                              | AGS24BCDS176 To AGS24BCDS219  |                    |                     |                     |   |
|                              | AGS24CBCC073 To AGS24CBCC091  |                    |                     |                     |   |
| B.Sc                         | AGS24CSDS001 To AGS24CSDS016  | Aug 8th            | 9.00 AM TO 12.30 PM | 6                   |   |
|                              | AGS24BSCS001 To AGS24BSCS016  |                    |                     |                     |   |
|                              | AGS24BFAD001 To AGS24BFAD031  |                    |                     |                     |   |
|                              | AGS24BFAD032 To AGS24BFAD061  |                    |                     |                     |   |
| B.Com                        | AGS24BCOM001 To AGS24BCOM020  | Aug 8th            | 9.00 AM TO 12.30 PM | 7                   |   |
|                              | AGS24ACCA001 To AGS24ACCA015  |                    |                     |                     |   |
|                              | AGS24BCMA001 To AGS24BCMA013  |                    |                     |                     |   |
|                              | AGS24BCOM021 To AGS24BCOM053  |                    |                     |                     |   |
| B.S.W                        | AGS24ABSW001 To AGS24ABSW021  | Aug 8th            | 1.30 PM TO 5.00 PM  | 7                   |   |

## COORDINATORS

### BBA

prathiba\_v@acharya.ac.in

### BCA

sowbhagya@acharya.ac.in

mohamedfaiz2728@acharya.ac.in

### B.Sc / B.Sc FAD / B.S.W

mohana2696@acharya.ac.in

### BBA Aviation / B.A

geetha2726@acharya.ac.in



## ACHARYA STUDENT ERP

**User Name : AUID (Acharya Unique Identification)**

**Password : 123456**

Use this platform to stay updated on timetables, attendance, assessments, and fee payments.

The portal is your single access point for tracking growth at Acharya, available to every parent.

For technical issues with the portal before joining, contact the ERP Helpline: +91 63648 83311 (WhatsApp only)

After classes begin, students can contact their proctor for assistance through their Acharya Email and Acharya ERP



## ACHARYA LIVE

Acharya Live is the LMS platform on which online classes will be conducted for the students. This in-house developed application has been tailor-made to meet your academic needs.

The portal also hosts lesson notes and recorded sessions from teachers. This enables students to login & access related information.

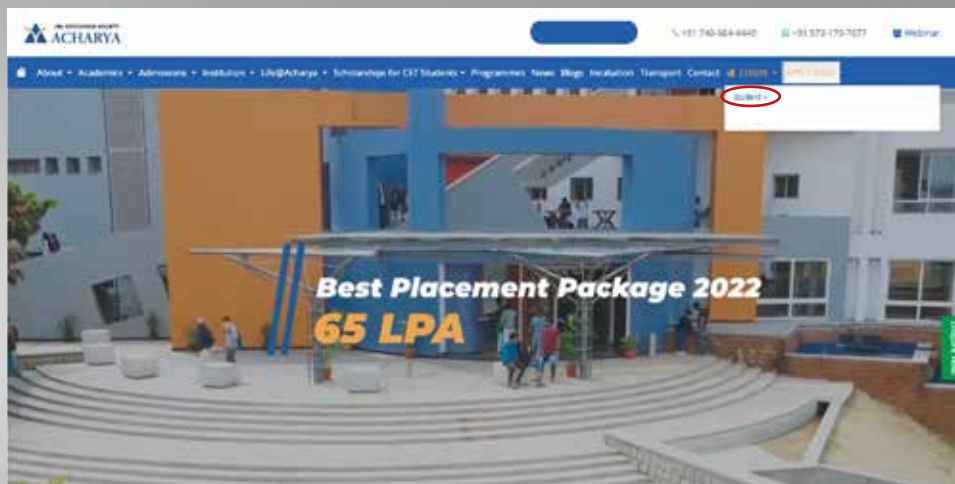


## ACHARYA ERP WEB LOGIN PROCESS

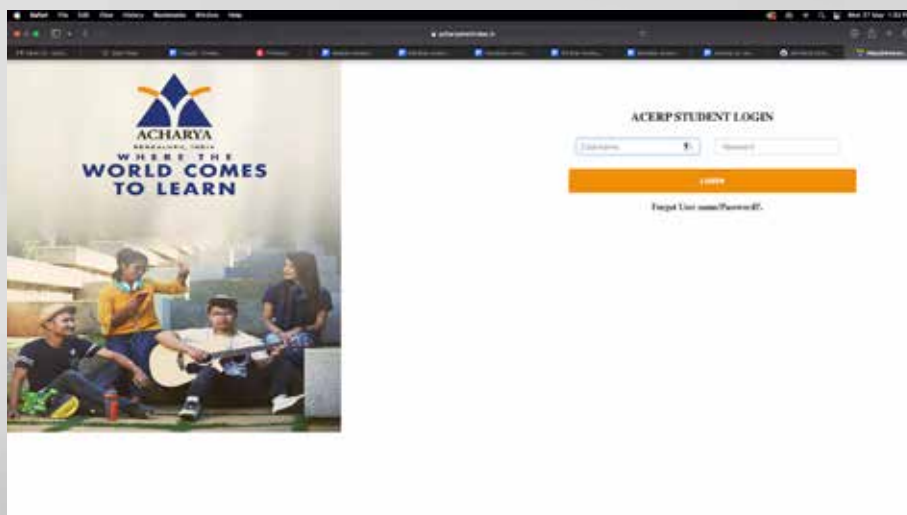
# ACHARYA ERP

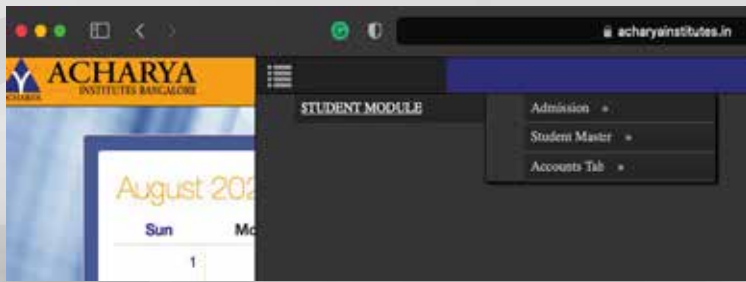


**STEP : 1** Visit [www.acharya.ac.in](http://www.acharya.ac.in) & select **student login**

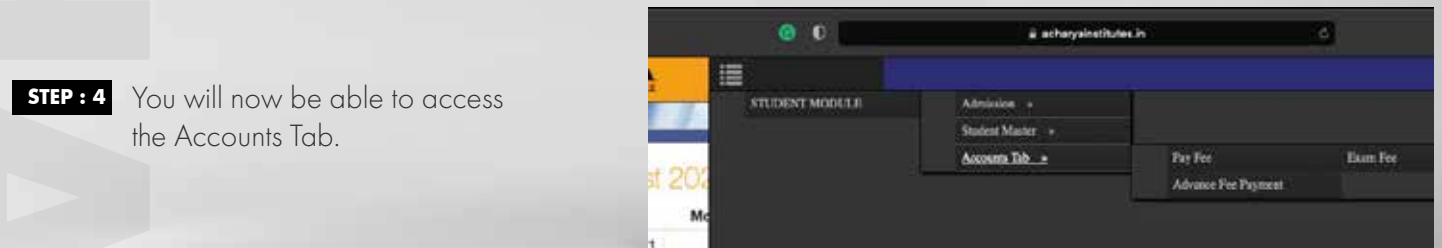


**STEP : 2** User Name : AUID  
Password : 123456





**STEP : 3** Once logged in, you can access the student module.



**STEP : 4** You will now be able to access the Accounts Tab.

 A screenshot of a payment gateway form for Acharya Institutes. The form has a dark blue header with the Acharya logo. Below the header, there are several input fields: 'DIVYA TESTING', 'Year / Sem : 1 / 2', 'A/T209EBT004', 'divyat.20.bbt@acharya.ac.in', 'Mobile Number', and '232776'. There are 'Payment History', 'Pay Now', and 'Back' buttons. At the bottom, there is contact information: 'For any queries please mail / contact us: accounts@acharya.ac.in / 636483311'.

| Fee Payable |        |      |
|-------------|--------|------|
| Year / Sem  | Amount | TFM  |
| 1           | 225996 | 6780 |
| Total       | 232776 |      |

**STEP : 5** You will now be able to access payment invoice and the button to initiate payment.

 A screenshot of the payment gateway interface. At the top, it shows the user's ID '9876543210' and email 'divyat.20.bbt@acharya.ac.in'. Below this, there's a section titled 'Payment Options : Cards (Credit/Debit)'. On the left, there are icons for 'Cards', 'Bank', 'UPI', and 'Wallets'. The 'Cards' option is selected. On the right, there are input fields for 'Credit / Debit Card Number', 'Expiry (MM/YY)', 'CVV', and 'Name on Card'. There is a 'Show Card Details' toggle switch and a large green 'Pay Now' button. At the bottom, there are logos for 'MasterCard', 'VISA', 'RupeeCard', and 'PayU'.

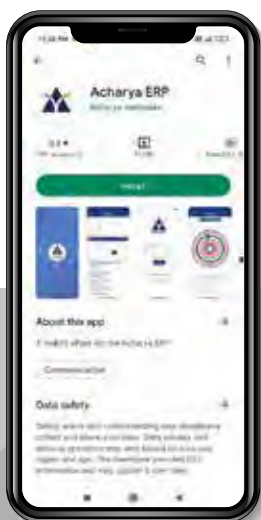
**STEP : 6** Upon reaching the Payment Gateway, you may choose the mode of payment and initiate payment



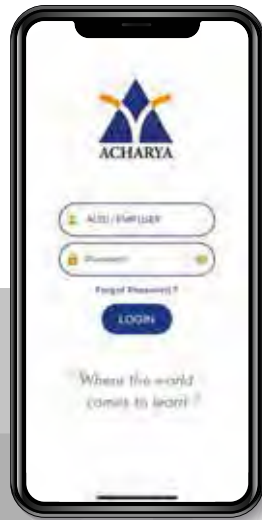


## ACHARYA ERP MOBILE APP PROCESS

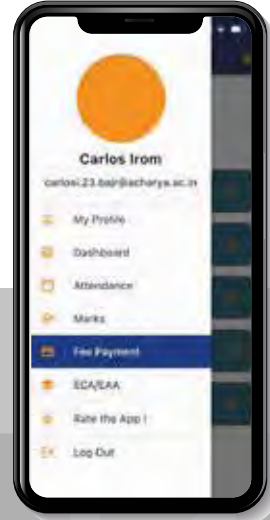
STEP : 1



STEP : 2



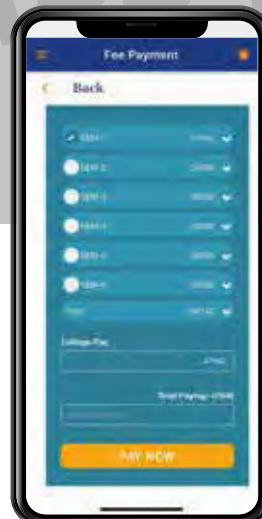
STEP : 3



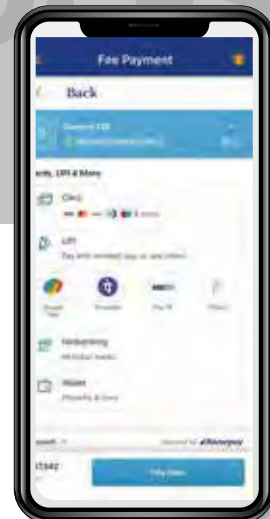
STEP : 4



STEP : 5



STEP : 6



## SETTING UP MAIL ID

Open any browser

Login with your student email-id (mentioned in your provisional admissions letter)

Follow on-screen instructions

1st time – always use a PC / Desktop (avoid mobile)

Both <http://m.acharya.ac.in> and <http://gmail.com> can be used to login

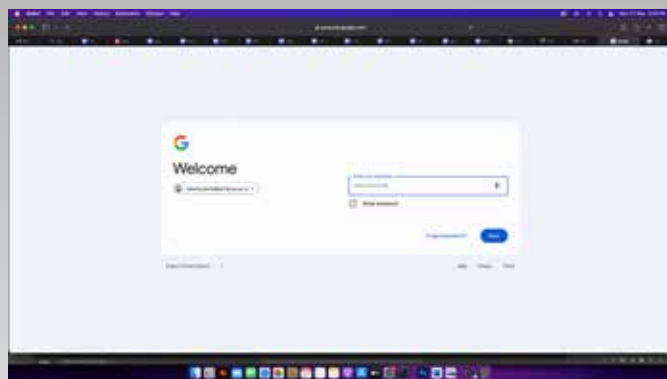


### STEP : 1

Enter your email-id -

**newstudent@acharya.ac.in**

Click Next



### STEP : 2

Enter your default password

**(as in provisional admission letter).**

This is case sensitive.

Click Next

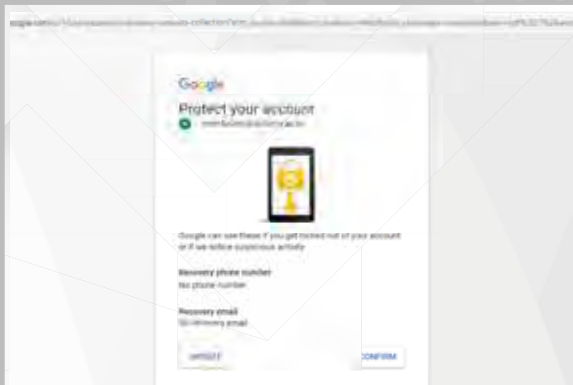


### STEP : 3

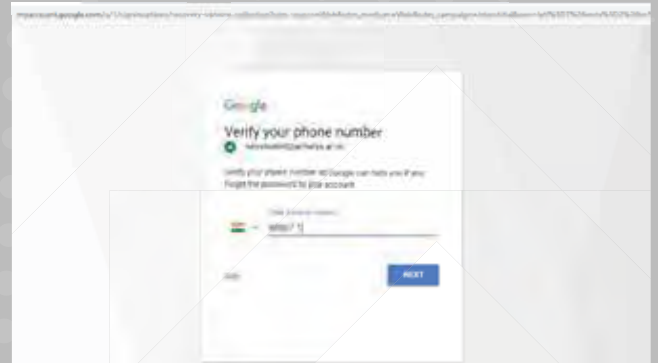
Read & Accept Acharya - Terms of Service

**STEP : 4**

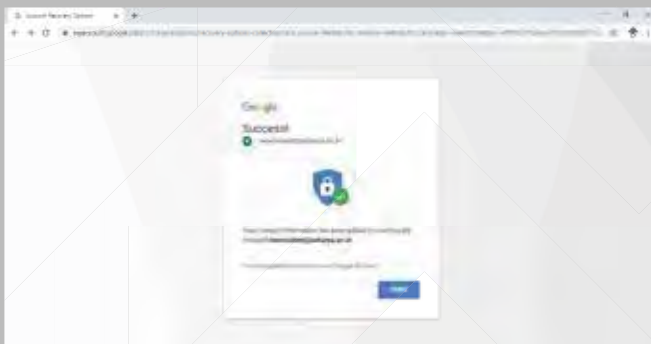
Enter your mobile number and a secondary email.  
(For recovery in case you forget the credentials).

**STEP : 5**

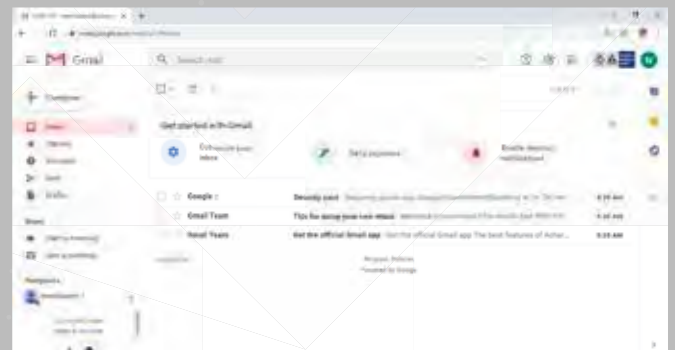
Enter OTP it to complete phone registration.

**STEP : 6**

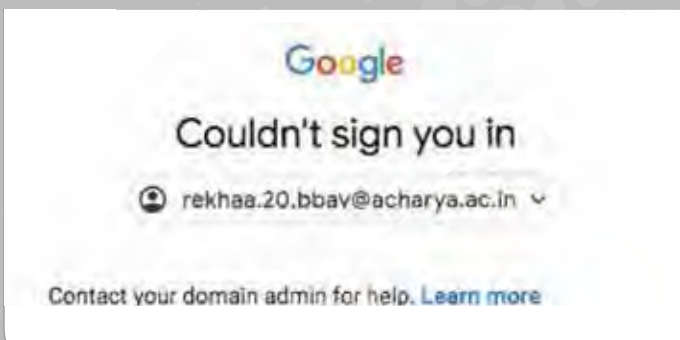
Email activation successful.

**STEP : 7**

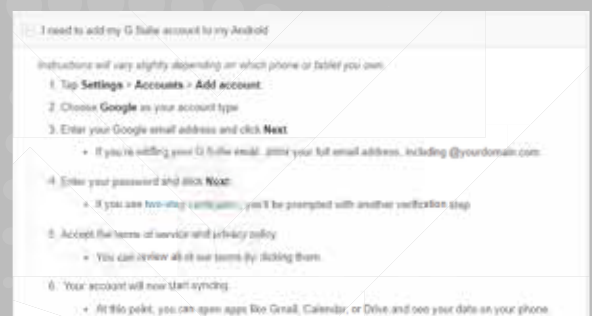
Inbox image & Acharya logo would be visible on top right. Note that this will be the only source of communication with the institute.

**STEP : 8**

Warning! This happens if you try to configure email before logging through desktop. Connect with your proctor to resolve.

**STEP : 9**

After your 1st login on a browser (PC / Laptop), you can configure in your android devices:





## COMMITTEE COORDINATORS

### NEP Steering Committee

Mr. Chetan K V

### NIRF Committee

Dr. Mirshad Rahman T M

### Academic and Administrative Audit Committee (AAA)

Dr. Deepti AR

### Admission Committee

Mr. Vishwanatha K

### Examination Committee

Mr. Chetan K V

### OBE Task Force

Mrs. Shashi Kiran Shetty

### Proctorial Committee

Dr. Shaila K

### Ethical Review Committee

Dr. Gulfisha

### Institution Innovation Council (IIC)

Dr. Lakshmi V

### AIGS NEWS Letter Committee

Mr. Basavaraj Biradar

### Magzine Committee

Dr. Subbalakshmi Mohanty

### Infrastructure, Purchase & Maintenance Committee

Mr. Ramakrishna Reddy Kundur & Dr. Satish Kumar K B

### Library Committee

Ms. Shruthi S Chikamath (Incharge)

### Sports Committee

Dr. Thejukumar C

Mr. Mahesh PM

### Cultural Committee

Dr. Radhika Janakiram

Ms. Archana Anil

### Discipline Committee

Lt. Subramanyam B

### Anti-Ragging Committee

Mr. Chetan K V

### Student Welfare Committee

Dr. Thejukumar C

### SC/ST Committee

Mrs. Sowbhagya E

Lt. Subramanyam B

Mrs. Anupama H

### Students Rewards & Recognition Committee

Ms. Neena Susan Prakash

### Hostel Committee

Mr. Pramod Nag

Mrs. Venkata Padmaja

### Alumni Committee

Mrs. Premavathi M

### Swachhta Action Plan (SAP) Committee

Dr. Kumaraswamy C



## CELL COMMITTEE COORDINATORS

### **Internal Quality Assurance Cell (IQAC)**

Dr. Mirshad Rahman T M

### **Research & Development (R&D) Cell**

Dr. Akhila K P

### **Entrepreneurial Development Cell (EDC)**

Dr. Lakshmi V

### **Equal Opportunity Cell (EOC)**

Mr. Chethan S

### **Institution - Industry Cell**

Dr. Neela Bhargava

### **Media Cell**

Mrs. Premavathi

### **Minority Cell**

Mr. Mudasir Ahmed

### **National Innovation Startup Policy**

Dr. Deepti A R

### **NCC Cell**

Lt. Subramanyam B

Lt. Sowmya M A

### **NSS Cell**

Mr. George V T

### **OBC Cell**

Dr. Shaila K

### **OBE Task Force**

Mrs. Shashi Kiran Shetty

### **Students Counseling Cell (SCC)**

Mr. George V T

### **Students Grievance Redressal Cell**

Ms. Swapna Gowri S

### **Training & Placements Cell (TPC)**

Mrs. Sridevi G

Ms. Chethan S

### **Women Cell**

Mrs. Shashi Kiran Shetty





**ACHARYA**  
**HALL OF RESIDENCE**

**Hostel  
Fees AY' 25**



## DOMESTIC

| Sharing Basis | Costings in Rupees per Annum |             | Inclusions  |
|---------------|------------------------------|-------------|---|
| Quadruple     | CAT A                        | CAT B       | Food , Complimentary Laundry, Attached Bath, House-keeping,Curtains Study Table & Chair |
|               | Rs.1,00,000                  | Rs.90,000   |   |
| Triple        | Rs.1,40,000                  | Rs.1,30,000 |   |
| Twin          | Rs.2,30,000                  |             |   |
| Single        | Rs.3,05,000                  |             |   |

## INTERNATIONAL

| Sharing Basis  | Costings in USD |       | Inclusions   |
|--|-----------------|-------|--|
| Triple   | CAT A           | CAT B | Food , Complimentary Laundry, Attached Bath, House-keeping,Curtains, Study Table & Chair |
|  | 2000            | 1950  |  |
|  | Costings in USD |       |  |
| Single   | 3900            |       |  |
| Twin   | 2450            |       |  |
| Twin with Kitchenette (refridgerator, Induction stove, Microvave, Water purifier | 2450            |       | Attached Bath, House-keeping, Curtains, Study Table & Chair                              |

**SEPARATE HOSTELS FOR BOYS & GIRLS**

**24x7** Equipped with Wi-Fi,  
Housekeeping,  
Maintenance & Security

### PRE BOOKING PROCESS

- Contact at +91 76187 75959 or email [hostelmanager@acharya.ac.in](mailto:hostelmanager@acharya.ac.in) to submit your request

### MORE INFO

+91 76187 35959  
+91 76187 45959



## MEDICAL FACILITIES NEAR THE CAMPUS

### 1. ACHARYA PHYSIOTHERAPY CLINIC & ACHARYA OPTOMETRY CLINIC

Address: On campus

### 2. N R R HOSPITAL

Jalahalli West, Bengaluru

Phone: 080 2837 4116

[Click to locate](#)

### 3. SAPTHAGIRI HOSPITAL

Chikkabanavara, Bengaluru

Phone: 080 2839 3392

[Click to locate](#)

### 4. PRAKRIYA HOSPITALS

Nagasandra, Bengaluru

Phone: +91 95137 33334

[Click to locate](#)

### 5. PEOPLE TREE HOSPITALS

Yeswanthpur, Bengaluru

Phone: +91 99000 91881

[Click to locate](#)



## AIRPORT PICKUP FOR INTERNATIONAL STUDENTS

Airport pickup is available for first-time students. To use this service, email the following details to [international@acharya.ac.in](mailto:international@acharya.ac.in) at least one week before departure:

Name  
Country of Origin  
Course Joined  
Date of Arrival at Bangalore Airport  
Flight Name and Number  
ETA in Bangalore

Include a copy of your itinerary. Our representative will be at the airport with an Acharya placard. For assistance, contact +91 97317 79233.

**Note:** Requests must be received at least one week before departure. Students should arrive two days before Commencement of classes



## HOW TO REACH ACHARYA?

### FOR ACHARYA LOCATION

[Click here](#)

### – By Air

#### Kempegowda International Airport, Bengaluru

- Distance: About 35 km
- Cab Service: Yes
- Bus Service: Alight at Mekhri Circle, Board bus: 253C / 250J / 250W & Alight at Chikkabanavara Terminal, Board 250ZA to Acharya Campus

### – By Rail

#### Yeshwantpur Junction – About 10 km

- Cab Service: Yes
- Bus Service: Yes
- Metro Service: Board from Yeshwantpur & Alight at Nagasandra Metro Station

### Cantonment Station About 18 kms

- Cab Service – Yes
- Bus Service – Board 253C / 250J / 250W & alight at Chikbanavara Terminal Board 250Za to Campus.

### KSR Bengaluru City Station About 20 kms

- Cab Service – Yes
- Bus Service – Platform No. 23. To Campus: 250Za / 250Y / 250Z
- Metro Service – Board from Majestic & alight at Nagasandra Metro Station

– By Bus

### City Bus Stand (Majestic)

- Cab Service – Yes
- Bus Service – Platform No. 23. To Campus: 250Za / 250Y / 250Z
- Metro Service – Board from Majestic & alight at Nagasandra Metro Station

### Kalasipalayam (Pvt. Bus Stand)

- Cab Service – Yes
- Bus Service – Yes
- Metro Service – Board from KR Market & alight at Nagasandra Metro Station

### – Metro Stations Nearby

- Nagasandra
- Dasarahalli

Bangalore city is well-connected by metro rail. Refer to the route map below.





# Bengaluru

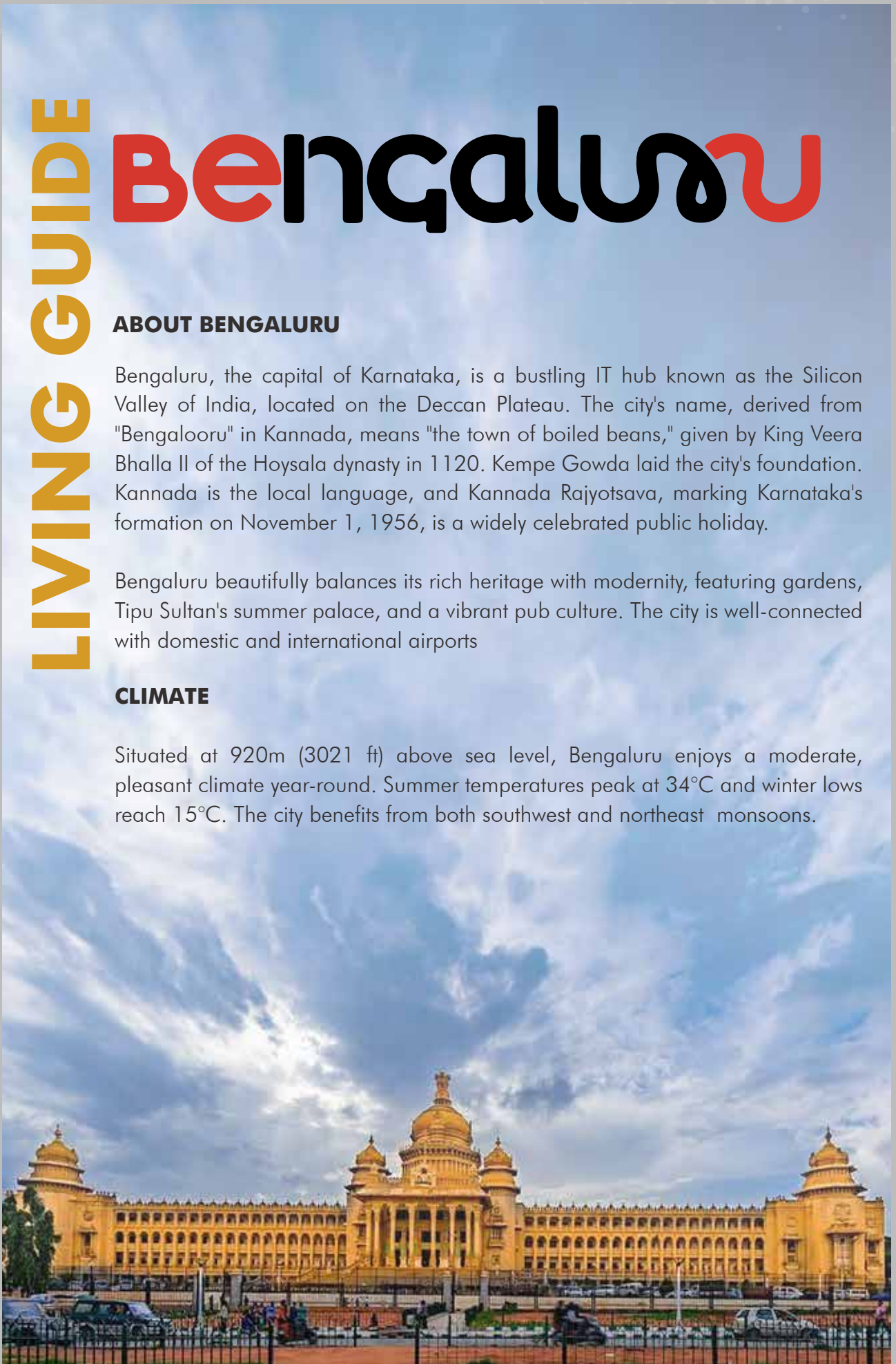
## ABOUT BENGALURU

Bengaluru, the capital of Karnataka, is a bustling IT hub known as the Silicon Valley of India, located on the Deccan Plateau. The city's name, derived from "Bengalooru" in Kannada, means "the town of boiled beans," given by King Veera Bhalla II of the Hoysala dynasty in 1120. Kempe Gowda laid the city's foundation. Kannada is the local language, and Kannada Rajyotsava, marking Karnataka's formation on November 1, 1956, is a widely celebrated public holiday.

Bengaluru beautifully balances its rich heritage with modernity, featuring gardens, Tipu Sultan's summer palace, and a vibrant pub culture. The city is well-connected with domestic and international airports

## CLIMATE

Situated at 920m (3021 ft) above sea level, Bengaluru enjoys a moderate, pleasant climate year-round. Summer temperatures peak at 34°C and winter lows reach 15°C. The city benefits from both southwest and northeast monsoons.



## **LANDMARK PLACES TO SEE IN BENGALURU**

### **Bangalore Palace**

Resembling England's Windsor Castle, this majestic palace is a scenic tourist hotspot set amidst lush greenery.

### **Lal Bagh**

Spread over 240 acres, this famous botanical garden was built in the 18th century by Hyder Ali and Tipu Sultan. It houses rare flora and fauna, a lake, and a glasshouse.

### **Vidhan Soudha**

An imposing 46-meter-tall building with Dravidian architecture, comprising 300 rooms and 22 government departments. It is one of the largest legislative buildings in India.

### **Attara Kacheri (High Court)**

This elegant two-story building, meaning "eighteen offices," faces Vidhan Soudha. Nearby attractions include Cubbon Park, Vishveshwaraya Museum of Science and Technology, and Venkatappa Art Gallery.

### **Cubbon Park**

Covering 300 acres, this park showcases over 6,000 species of trees and plants, famous statues, and well-planned avenues. It's a haven for nature lovers and those interested in the park's landscaping and architecture.

### **Bannerghatta National Park**

Located in the valley of Champakadhama hills, this park is a natural zoological reserve that includes a zoo, safari, butterfly park, and rescue center. It promotes wildlife conservation and responsible tourism, providing animals with a harmonious natural habitat.



### **St. Mark's Cathedral**

Founded in 1808 and consecrated in 1816, St. Mark's Cathedral on M.G. Road features colonial architecture with a beautiful dome, Roman arches, delicate woodwork, carvings, and stained glass. Modeled after St. Paul's Cathedral, it is a historic gem.

### **Bull Temple**

Dodda Basavana Gudi, devoted to Nandi Bull, was built in the 16th century in Dravidian style. It houses one of the largest Nandi idols, standing 15 feet tall and 20 feet long. The temple was built to appease a bull that destroyed crops, leading to the annual Groundnut Fair (Kadalekai Parase).

### **Dodda Ganesha Temple**

Located next to Bull Temple, this temple features an 18-foot tall and 16-foot wide Ganesha idol. Known for its "Benne Alankara," where the idol is coated with over 100 kg of butter, it attracts many devotees from across Bengaluru.

### **ISKCON Sri Radha Krishnachandra Temple**

Located in Bengaluru, this temple houses idols of Radha and Krishna and is one of the largest ISKCON temples worldwide. Inaugurated in 1997, it promotes Vedic culture and spiritual learning, attracting visitors globally for a peaceful experience.

### **Jawaharlal Nehru Planetarium**

The Jawaharlal Nehru Planetarium, managed by the Bengaluru Association for Science Education (BASE), features a 15-meter dome with a seating capacity of 210. It offers a unique experience with 200 projectors simulating the night sky. The centre focuses on quality science education and nurturing creative talents for research and teaching careers.

### **National Gallery of Modern Art**

Housed in the grand Manikyavelu Mansion on Palace Road, the National Gallery of Modern Art showcases 150 years of Indian art, starting from 1857. This modern museum features a refurbished auditorium, open-air theatre, library, cafeteria, museum shop, and art storage, making it a cultural treasure in Bengaluru.





Bengaluru, the capital of Karnataka, is a vibrant IT hub known as the Silicon Valley of India, located on the Deccan Plateau. Kannada is the local language, with Hindi and English commonly spoken. Useful Kannada words are enlisted below.

| KANNADA GUIDE          |                                   |
|------------------------|-----------------------------------|
| What do I want to say? | How do I say it in Kannada?       |
| I                      | Naanu                             |
| He                     | Avanu                             |
| She                    | Avalu                             |
| It                     | Adu                               |
| This                   | Idu                               |
| That                   | Adu                               |
| My name is Divya       | Nanna Hesaru Divya                |
| Hello                  | Namaskaara                        |
| Thank you              | Dhanyavaadagalu                   |
| Thank you very much    | Thumba Dhanyavaadagalu            |
| Goodbye                | Hogi Baruthene                    |
| How are you?           | Neevu Hegidheera?                 |
| Very well, thank you   | Chennagidhene, Dhanyavaadagalu    |
| Welcome                | Susvaagatha                       |
| I love Bengaluru       | Naanu Bengalurannu Preethisuthene |
| Bengaluru is beautiful | Bengaluru Sundaravaagidhe         |
| Good morning           | Shubhodaya                        |
| Good night             | Shubharaatri                      |
| What is your name?     | Nimma Hesarenu?                   |
| How do I go there?     | Allige Naanu Hege Hoguvudu?       |
| How much is this?      | Idhu Yeshtu?                      |

## IMMEDIATE ASSISTANCE CONTACT

### ADMISSION HELP DESK

Domestic: +91 74066 44449  
admissions@acharya.ac.in  
International: +91 97317 79233  
international@acharya.ac.in  
Extension Number: 2222

### HOSTEL HELP DESK

+91 76187 75959  
hostelmanager@acharya.ac.in

### STUDENT AFFAIRS

+91 94498 90035  
culturals@acharya.ac.in

### TRANSPORT DEPARTMENT

Extension Number: 1025

### SPORTS

+91 98864 72071

### GYMNASIUM

+91 96062 01347

### INCUBATION

Extension Number: 1031  
incubation@acharya.ac.in

### COLLABORATION

Extension Number: 2197  
Email: collaborations@acharya.ac.in

### IT HELP DESK

Extension Number: 2115/2122

### TRAINING

Extension Number: 2410  
training@acharya.ac.in

### PLACEMENT

Extension Number: 2239 / 2243  
placements@acharya.ac.in

### RESEARCH

research@acharya.ac.in

### CHIEF PROCTOR

gururaj2859@acharya.ac.in

### ALUMNI ASSOCIATION

Extension Number: 1002  
alumni@acharya.ac.in

### MEDICAL FACILITY

Ms. Shahida Bano: +91 88250 49778

### ERP HELPLINE NUMBER

+91 63648 83311 (whatsapp only)  
erphelpdesk@acharya.ac.in

### PHYSIOTHERAPY CLINIC OPTOMETRY CLINIC

Extension Number: 2547

### PSYCHOLOGIST

+91 81230 84790  
studentcounsellor@acharya.ac.in





Acharya Dr. Sarvepalli Radhakrishnan Road, Soladevanahalli, Acharya P.O., Bengaluru - 560 107, India

Call : +91 74066 44449 | Whatsapp: +91 97317 97677 | International: +91 97317 79233

E-mail: [admissions@acharya.ac.in](mailto:admissions@acharya.ac.in) | [info@acharya.ac.in](mailto:info@acharya.ac.in) | web: [www.acharya.ac.in](http://www.acharya.ac.in)